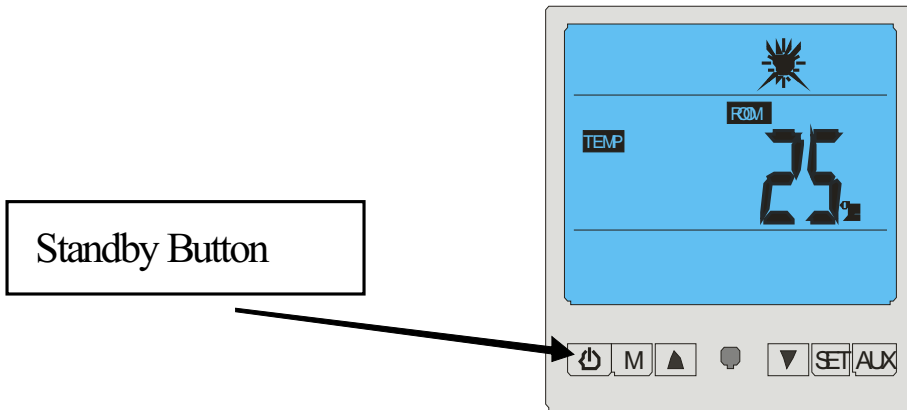


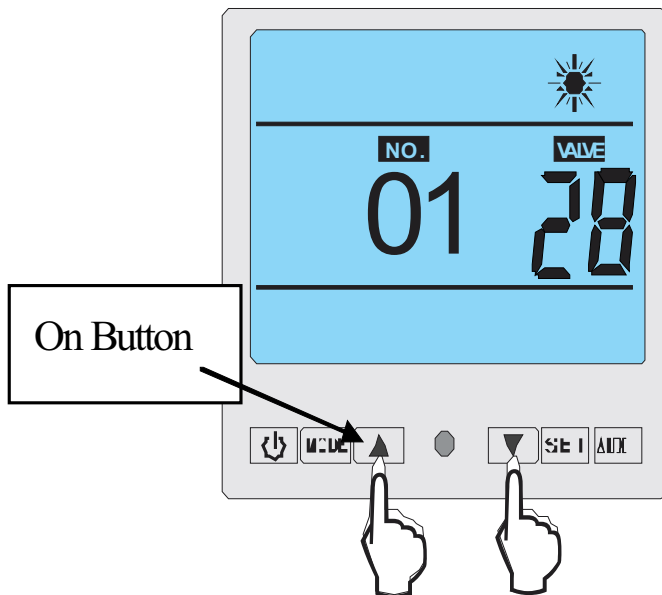
Operation

- 1、 Before setting the parameters, please make the heat pump in standby mode. (Standby mode means the wire controller only display the environment temperature)

As shown in the picture below:



- 2、 Press “SET” to find parameter 01 and then adjust up or down using arrows.



- 3、 Wait 5 seconds and the ambient temperature will be displays. Then push the on button and the unit will turn on.



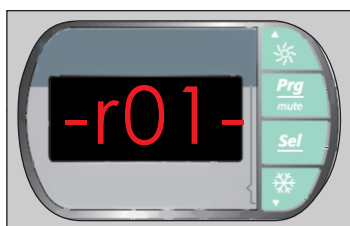
Changing Set Temperature



1. Press for 5 seconds



Push twice to get to -r- and push and r01 appears



Use to go to r03 and press



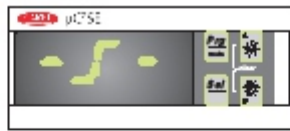
To change from heat to cool push the for 5 second. This turns off the heat mode. Then push for 5 seconds and you will see the in the display screen. To change back reverse the process.

Heating set point is -r03-. Cooling set point is -r01-

Use the or arrows to get to the desired setting and then push . This enters the setting. Push 3 times until you get back to the display temperature or leave for one minute and the display will go back to the display temperature




Changing Set Temperature







1. Press  for 5 seconds



Push  twice to get to -r- and push 







Use  to go to r03 and press 

To change from heat to cool push the  for 5 second. This turns off the heat mode. Then push  for 5 seconds and you will see the  In the display screen. To change back reverse the process.





Heating set point is -r03-. Cooling set point is -r01-


Use the  or  arrows to get to the desired setting and then push 
Push  3 times until you get back to the display temperature or leave for one minute and the display will go back to the display temperature




ADJUSTMENT OF CONTROLLER



To turn heat pump on push the 

To adjust controller turn heat pump off by pushing the 

Push the up arrow until you get to number 1 then push  and MODE at the same time and the set temperature will start flashing. While it is flashing immediately push the arrows to the desired temperature and then leave the controller alone and it will go back to default.

Turn the heat pump back on by pushing 